

Somerset Road Casualties 2015

(January to September)



Based on Department for Transport figures, the total financial cost of traffic accidents in Somerset in the first three quarters of 2015 was just over £77 million



The emotional cost of these accidents is immeasurable

Collisions 2014 - 2015 percentage change






Pedestrians	11% ▼
Motorcycles	45% ▼
Pedal cycles	14% ▼
Cars	8% ▼
Other vehicles	No change

2015 Casualty Figures

- 17 Fatal
- 133 Serious
- 943 Slight



Casualties by road user as a % of all 2015 casualties

	Motorcyclists 7%
	Pedestrians 9%
	Car occupants 72%
	Cyclists 8%
	Other vehicles 4%

47% of all collisions occurred on A class roads

Somerset County Council aims to prevent accidents by:



Targeting education and training



Enhancing existing signage and white lines



Developing traffic calming measures and visibility improvements



Investigating concerns over traffic speeds

Making Somerset's Roads Safer

Somerset Road Safety offers a comprehensive range of training and advice for all road users, for more information visit our website:

www.somersetroadsafety.org

Please note that although details of fatal accidents are issued within 24 hours it takes approximately 8 weeks for other accident data to be published