

Somerset Road Casualties 2016

(January to March)

Based on Department for Transport figures, the total financial cost of traffic accidents in Somerset in the first quarter was just under £23 million



The emotional cost of these accidents is immeasurable

Casualty Figures





- 5 Fatal
- 34 Serious
- 303 Slight



Casualties 2015 - 2016 percentage change

Pedestrians	23% ▼
Motorcycles	33% ▲
Pedal cycles	23% ▼
Cars/Taxis	6% ▲

Casualties by road user type

	Motorcyclists	24
	Pedestrians	30
	Car occupants	262
	Cyclists	20

33% reduction in killed or seriously injured casualties compared to same period in 2015

Somerset County Council aims to prevent accidents by:



Targeting education and training



Enhancing existing signage and white lines



Developing traffic calming measures and visibility improvements



Investigating concerns over traffic speeds

Making Somerset's Roads Safer

Somerset Road Safety offers a comprehensive range of training and advice for all road users, for more information visit our website: www.somersetroadsafety.org

Please note that although details of fatal accidents are issued within 24 hours it takes approximately 8 weeks for other accident data to be published. All figures are provisional until signed off by the DfT at the end of the financial year 2017.