

Somerset Road Casualties 2016

(January to September)



Based on Department for Transport figures, the total financial cost of traffic collisions in Somerset in the first 3 quarters of the year was just under £78 million



The emotional cost of these accidents is immeasurable

Casualty Figures





- 18 Fatal
- 125 Serious
- 1024 Slight



Casualties 2015 - 2016 percentage change

Pedestrians	11% ▼
Motorcycles	15% ▲
Pedal cycles	6% ▼
Cars/Taxis	8% ▲

Casualties by road user type

	Motorcyclists	90
	Pedestrians	94
	Car occupants	863
	Cyclists	86

5% reduction in killed or seriously injured casualties compared to same period in 2015

Somerset County Council aims to prevent accidents by:



Targeting education and training



Enhancing existing signage and white lines



Developing traffic calming measures and visibility improvements



Investigating concerns over traffic speeds

Making Somerset's Roads Safer

Somerset Road Safety offers a comprehensive range of training and advice for all road users; for more information visit our website: www.somersetroadsafety.org

Please note that although details of fatal accidents are issued within 24 hours it takes approximately 8 weeks for other accident data to be published. All figures are provisional until signed off by the DfT at the end of the financial year 2017.