

Somerset Road Casualties 2017

(January to March)



Whilst the emotional cost of a collision is immeasurable, based on Department for Transport figures the financial cost of traffic collisions in Somerset in the first quarter was just over £15 million.



Casualty Figures





- 5 Fatal
- 32 Serious
- 281 Slight



Casualties 2016 - 2017 percentage change

Pedestrians	17% ▲
Motorcycles	12% ▼
Pedal cycles	No change
Cars/Taxis	17% ▼

Casualties by road user type

	Motorcyclists	22
	Pedestrians	35
	Car occupants	231
	Cyclists	21

10% reduction in killed or seriously injured casualties compared to 2016

Somerset County Council aims to prevent casualties by:



Targeting education and training



Enhancing existing signage and white lines



Developing traffic calming measures and visibility improvements



Investigating concerns over traffic speeds

Making Somerset's Roads Safer

Somerset Road Safety offers a comprehensive range of training and advice for all road users, for more information visit our website: www.somersetroadsafety.org

Please note that although details of fatal collisions are issued within 24 hours it takes approximately 8 weeks for other collision data to be published. All figures are provisional until signed off by the DfT at the end of the financial year 2017.