

Somerset Road Casualties 2017

(January to June)



Whilst the emotional cost of a collision is immeasurable, based on Department for Transport figures the financial cost of traffic collisions in Somerset from January to June was just over £41 million.



Casualty Figures





- 13 Fatal
- 91 Serious
- 594 Slight



Casualties 2016 - 2017 percentage change

Pedestrians	36% ▲
Motorcycles	6% ▲
Pedal cycles	No change
Cars/Taxis	5% ▼

Casualties by road user type

	Motorcyclists	55
	Pedestrians	75
	Car occupants	500
	Cyclists	49

23% increase in killed or seriously injured casualties compared to 2016

Somerset County Council aims to prevent casualties by:



Targeting education and training



Enhancing existing signage and white lines



Developing traffic calming measures and visibility improvements



Investigating concerns over traffic speeds

Making Somerset's Roads Safer

Somerset Road Safety offers a comprehensive range of training and advice for all road users, for more information visit our website: www.somersetroadsafety.org

Please note that although details of fatal collisions are issued within 24 hours it takes approximately 8 weeks for other collision data to be published. All figures are provisional until signed off by the DfT at the end of the financial year 2017.